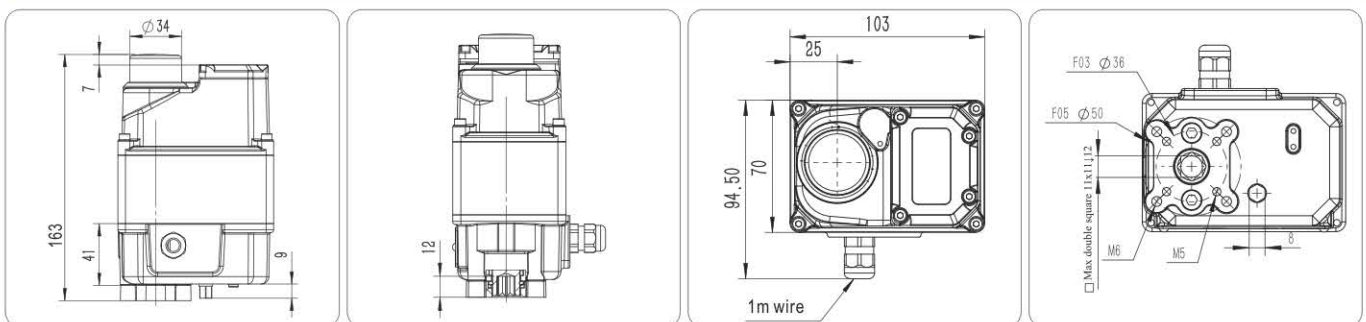


■ Super capacitor return model Parameter/Outline drawing

	EP20P1				EP20P2			
Voltage	AC24V	DC24V	AC110V	AC220V	AC24V	DC24V	AC110V	AC220V
Rated Current(A)	1	0.7	0.32	0.18	1	0.7	0.32	0.18
Locked-rotor current(A)	2.25	1.35	0.45	0.35	2.25	1.35	0.45	0.35
Max torque	10N·m	10N·m	10N·m	10N·m	14N·m	14N·m	14N·m	14N·m
0~90° Travel Time	9S	9S	6S	6S	11S	11S	8S	8S
Weight	3.75lb 1.7kg				3.75lb 1.7kg			
Capacitor charging time	3min	3min	3min	3min	3min	3min	3min	3min
0~90° travel@Max torque	≥2times	≥3times	≥2times	≥2times	≥2times	≥3times	≥2times	≥2times
0~90° travel@Max torque*0.8	≥3times	≥4times	≥3times	≥3times	≥3times	≥4times	≥3times	≥3times

	EP20P3				EPQ115			
Voltage	AC24V	DC24V	AC110V	AC220V	AC24V	DC24V	AC110V	AC220V
Rated Current(A)	1	0.7	0.32	0.18	1	0.7	0.32	0.18
Locked-rotor current(A)	2.25	1.35	0.45	0.35	2.25	1.35	0.45	0.35
Max torque	20N·m	20N·m	20N·m	20N·m	8N·m	8N·m	8N·m	8N·m
0~90° Travel Time	15S	15S	11S	11S	≤5S	≤5S	≤5S	≤5S
Weight	3.75lb 1.7kg				3.75lb 1.7kg			
Capacitor charging time	3min	3min	3min	3min	3min	3min	3min	3min
0~90° travel@Max torque	≥3times	≥3times	≥3times	≥3times	≥2times	≥3times	≥2times	≥2times
0~90° travel@Max torque*0.8	≥4times	≥4times	≥4times	≥4times	≥3times	≥4times	≥3times	≥3times

EP20P1-P3/EPQ115



Note:

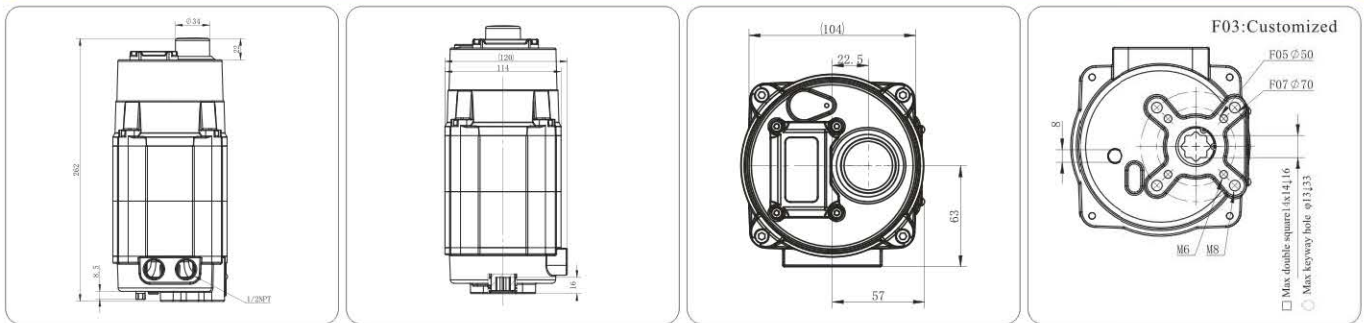
1. Operation Temperature: -25°C ~ 65°C

2. Equipped with LED screen, easy to operate on site and check the electric quantity of the capacitor

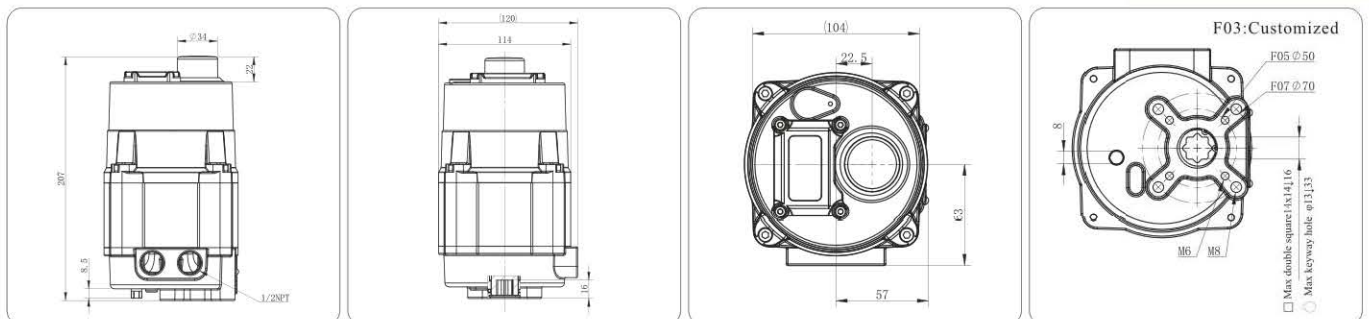
	EPQ215				EPQ315			
	AC24V	DC24V	AC110V	AC220V	AC24V	DC24V	AC110V	AC220V
Voltage	AC24V	DC24V	AC110V	AC220V	AC24V	DC24V	AC110V	AC220V
Rated Current(A)	1.7	1.2	0.66	0.33	3	3	1.5	0.8
Locked-rotor current(A)	2.3	2.1	1.5	0.6	4.7	6.8	2.1	1.3
Max torque	23N·m	23N·m	23N·m	23N·m	40N·m	50N·m	50N·m	50N·m
0~90° Travel Time	≤5S	≤5S	≤5S	≤5S	≤5S	≤5S	≤5S	≤5S
Weight	5.29lb	2.4kg			6.6lb	3kg		
Capacitor charging time	3min	3min	3min	3min	3min	3min	3min	3min
0~90° travel@Max torque	≥4times	≥5times	≥5times	≥5times	≥2times	≥3times	≥2times	≥2times
0~90° travel@Max torque*0.8	≥6times	≥7times	≥7times	≥7times	≥3times	≥4times	≥3times	≥3times

	EP50P1				EP50P2			
	AC24V	DC24V	AC110V	AC220V	AC24V	DC24V	AC110V	AC220V
Voltage	AC24V	DC24V	AC110V	AC220V	AC24V	DC24V	AC110V	AC220V
Rated Current(A)	1.9	1.4	0.65	0.45	1.9	1.4	0.65	0.45
Locked-rotor current(A)	3.13	3.75	1.55	0.78	3.13	3.75	1.55	0.78
Max torque	35N·m	35N·m	35N·m	35N·m	50N·m	50N·m	50N·m	50N·m
0~90° Travel Time	11S	11S	8S	8S	14S	14S	12S	12S
Weight	5,29lb	2.4KG			5.29lb	2.4KG		
Capacitor charging time	3min	3min	3min	3min	3min	3min	3min	3min
0~90° travel@Max torque	≥3times	≥3times	≥3times	≥3times	≥2times	≥3times	≥2times	≥2times
0~90° travel@Max torque*0.8	≥4times	≥4times	≥4times	≥4times	≥3times	≥4times	≥3times	≥3times

EPQ315



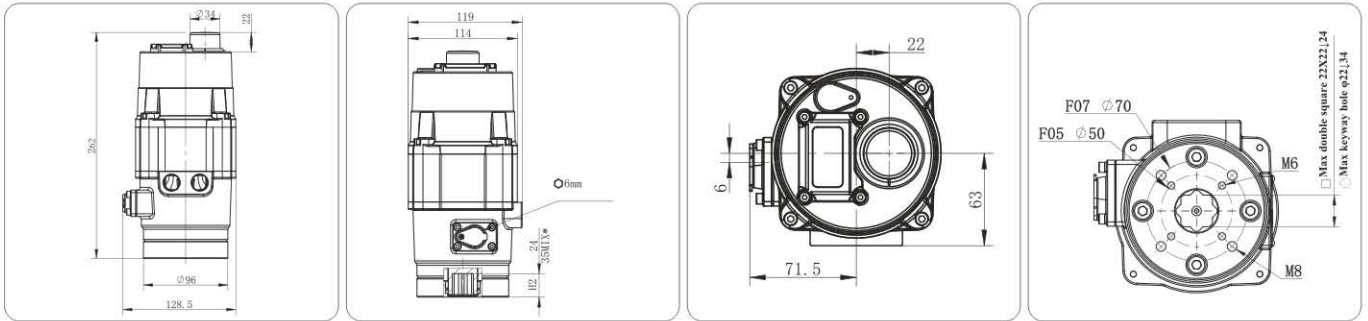
EP 50P1-P2/EPQ215



	EP100P1				EP100P2			
Voltage	AC24V	DC24V	AC110V	AC220V	AC24V	DC24V	AC110V	AC220V
Rated Current(A)	1.8	1.4	0.65	0.45	1.8	1.4	0.65	0.45
Locked-rotor current(A)	3.7	2.65	1.07	0.72	3.7	2.65	1.07	0.72
Max torque	80N·m	80N·m	80N·m	80N·m	100N·m	100N·m	100N·m	100N·m
0~90° Travel Time	20S	20S	16S	16S	27S	27S	18S	18S
Weight	9.0lb 4.1KG				9.0lb 4.1KG			
Capacitor charging time	3min	3min	3min	3min	3min	3min	3min	3min
0~90° travel@Max torque	≥2times	≥2times	≥2times	≥2times	≥1time	≥1time	≥1time	≥1time
0~90° travel@Max torque*0.8	≥3times	≥3times	≥3times	≥3times	≥2times	≥2times	≥2times	≥2times

	EP200A				EP200B			
Voltage	AC24V	DC24V	AC110V	AC220V	AC24V	DC24V	AC110V	AC220V
Rated Current(A)	2.4	1.9	1.1	0.6	2.4	1.9	1.1	0.6
Locked-rotor current(A)	4.7	6.8	2.1	1.3	4.7	6.8	2.1	1.3
Max torque	150N·m	150N·m	150N·m	150N·m	200N·m	200N·m	200N·m	200N·m
0~90° Travel Time	22S	22S	22S	22S	32S	32S	32S	32S
Weight	30.2lb 13.7KG				30.2lb 13.7KG			
Capacitor charging time	9min	9min	9min	9min	9min	9min	9min	9min
0~90° travel@Max torque	≥2times	≥2times	≥2times	≥2times	≥1time	≥1time	≥1time	≥1time
0~90° travel@Max torque*0.8	≥3times	≥3times	≥3times	≥3times	≥2times	≥2times	≥2times	≥2times

EP100P1-P2



EP200A/EP200B

